

NORIOTA



NCO1N
NCO1L

GAS CONVECTION OVENS – FULL SIZE – SINGLE DECK

FEATURES & BENEFITS

- **Five heavy-duty nickel-plated racks:** Accommodate full-size sheet pans and are adjustable across ten rack guides spaced 3.8 cm (1.5 in) apart
- **Double-pane, thermal-insulated glass tandem doors:** Enhance energy efficiency by automatically shutting off the fan and burners when opened
- **Powerful forced-air system:** Two-speed fan motor and a cool-down program for optimal performance
- **Electronic controls:** Include a 60-minute timer for precise cooking management
- **Manual temperature control:** Allows adjustments between 65.5 °C and 288 °C (150 °F to 550 °F), ideal for a variety of foods
- **Seamless oven interior:** A porcelain enamel lining ensures durability, performance, and easy cleaning
- **Sturdy 50 cm (19.7 in) legs:** Feature adjustable bullet feet for sturdy installation even on uneven surfaces

GAS

NCO1L: Liquid Propane Gas

NCO1N: Natural Gas

$\frac{3}{4}$ " gas connection

Minimum supply pressure:

4" W.C. for Natural Gas

10" W.C. for Liquid Propane

WARRANTY

2-year parts & labour

NORIOTA Ltd

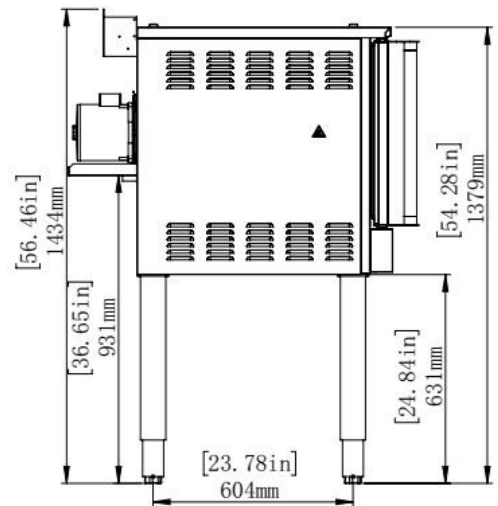
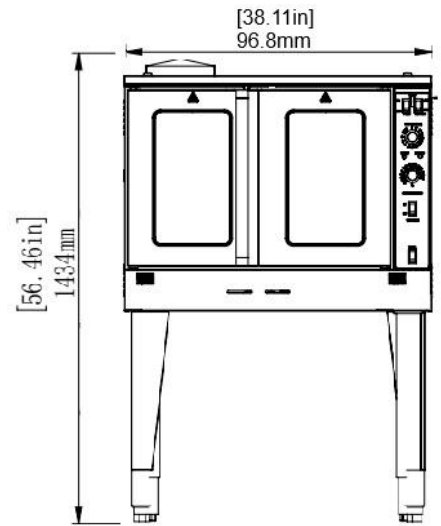
www.noriota.ca | support@noriota.ca | 1-877-NORIOTA

January 2026

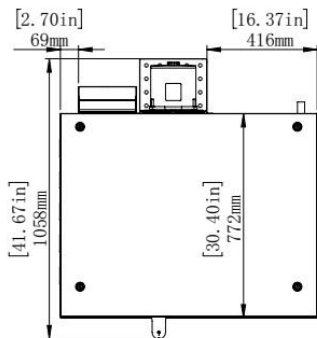
NORIOTA

GAS CONVECTION OVENS – FULL SIZE – SINGLE DECK

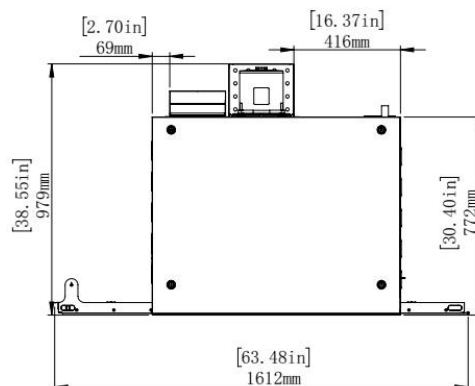
NCO1	
BTU	60,000
Controls	Electric , 120V / 60Hz / 1Ph
Temperature Range	65.6 C° to 287.8 °C 150 °F to 550 °F
Timer	Yes
Air Circulation	2-Speed 1/2HP Fan Motor Forced Air System
Oven Interior Dimensions (W x D x H)	73.7 x 54.6 x 50.8 cm 29 x 21.5 x 20 in
Interior Liner	Porcelain Enamel
Racks	5, Heavy Duty, Nickel Plated
Rack Positions	10 Per Oven with 3.8 cm (1.5 in) Spacing
Door Material	Double Pane Thermal Glass & Stainless Steel
Door Opening	Tandem / Synchronized
Door Interlock	Yes, Auto Shutoff When Doors are Opened
Legs/Casters	4 Heavy Duty 50CM (19.7 in) Legs
Dimensions	
Unit Dimensions (W x D x H)	96.8 x 105.8 x 143.4 cm 38.11 x 41.67 x 56.46 in
Unit Weight	230 kg (507.1 lb)
Shipping Dimensions (W x D x H)	110 x 118.1 x 98 cm 43.3 x 46.5 x 38.6 in
Shipping Weight	258 kg (568.8 lb)
Includes	
(4) Heavy duty legs with adjustable feet	



Top View (Door Closed)



Top View (Door Open Full)



Top View (Door Open 90 Deg)

