

NORIOTA



Intertek



NCO2N
NCO2L



GAS CONVECTION OVENS – FULL SIZE – DOUBLE DECK

FEATURES & BENEFITS

- **Five heavy-duty nickel-plated racks:** Accommodate full-size sheet pans and are adjustable across ten rack guides spaced 3.8 cm (1.5 in) apart
- **Double-pane, thermal-insulated glass tandem doors:** Enhance energy efficiency by automatically shutting off the fan and burners when opened
- **Powerful forced-air system:** Two-speed fan motor and a cool-down program for optimal performance
- **Electronic controls:** Include a 60-minute timer for precise cooking management
- **Manual temperature control:** Allows adjustments between 65.5 °C and 288 °C (150 °F to 550 °F), ideal for a variety of foods
- **Seamless oven interior:** A porcelain enamel lining ensures durability, performance, and easy cleaning
- **Stacking kit with casters:** Includes mounting bracket and flue adapter to stack two single deck convection ovens along with 4 heavy duty locking casters and all mounting hardware

GAS

NCO2L: Liquid Propane Gas

NCO2N: Natural Gas

$\frac{3}{4}$ " gas connection

Minimum supply pressure:

4" W.C. for Natural Gas

10" W.C. for Liquid Propane

WARRANTY

2-year parts & labour

NORIOTA Ltd

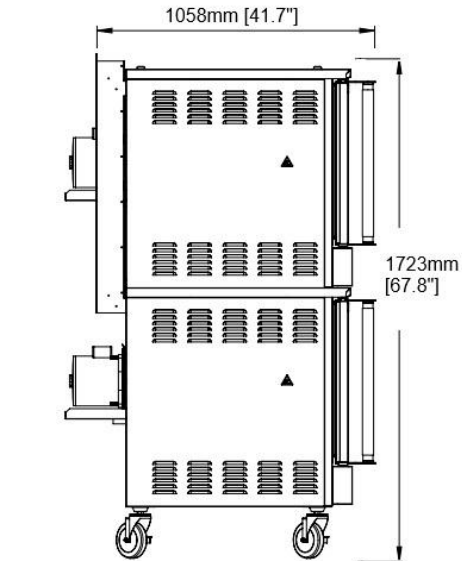
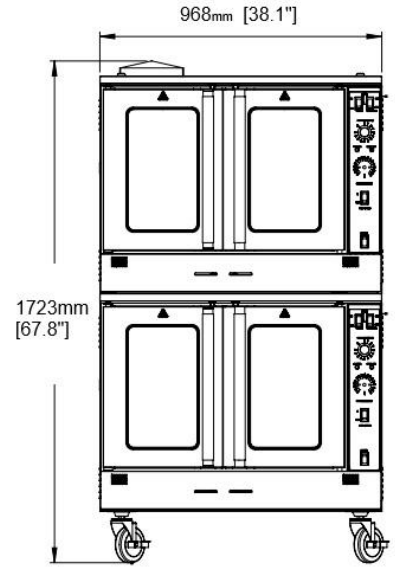
www.noriota.ca | support@noriota.ca | 1-877-NORIOTA

January 2026

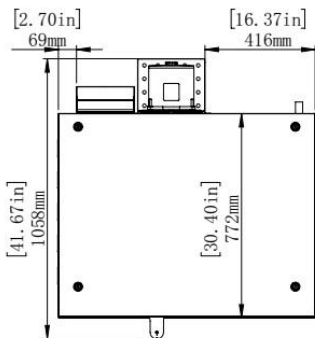
NORIOTA

GAS CONVECTION OVENS – FULL SIZE – DOUBLE DECK

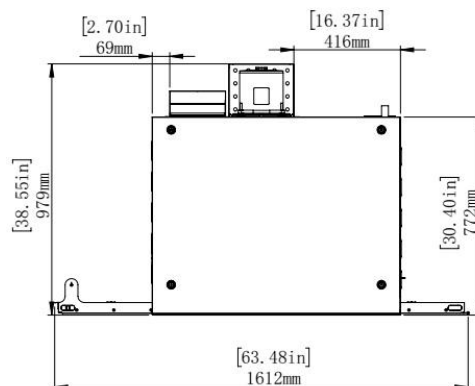
NCO2	
BTU	120,000
Controls	Electric , 120V / 60Hz / 1Ph
Temperature Range	65.6 °C to 287.8 °C 150 °F to 550 °F
Timer	Yes
Air Circulation	2-Speed 1/2HP Fan Motor Forced Air System
Oven Interior Dimensions (W x D x H)	73.7 x 54.6 x 50.8 cm 29 x 21.5 x 20 in
Interior Liner	Porcelain Enamel
Racks	10 (5 Per Oven), Heavy Duty, Nickel Plated
Rack Positions	10 Per Oven with 3.8 cm (1.5 in) Spacing
Door Material	Double Pane Thermal Glass & Stainless Steel
Door Opening	Tandem / Synchronized
Door Interlock	Yes, Auto Shutoff When Doors are Opened
Legs/Casters	4 Heavy Duty Casters
Dimensions	
Unit Dimensions (W x D x H)	96.8 x 105.8 x 172.3 cm 38.11 x 41.67 x 67.8 in
Unit Weight	516 kg (1137.6 lb)
Shipping Dimensions (W x D x H)	Ships in 3 boxes: 2 boxes – 110 x 118.1 x 98 cm 43.3 x 46.5 x 38.6 in 1 box – 20 x 28 x 90 cm 7.9 x 11 x 35.4 in
Shipping Weight	Total: 580.25 kg (1160 lb) 2 Boxes – 285 kg (568.8 lb) 1 Box – 10.25 kg (22.6 lb)
Includes	
(4) Heavy duty casters, mounting bracket, flue adapter	



Top View (Door Closed)



Top View (Door Open Full)



Top View (Door Open 90 Deg)

