

# NORIOTA

GAS HOT PLATES



NHP12



NHP36



NHP24

## FEATURES & BENEFITS

- **Robust Stainless Steel Build:** Stainless steel front, bullnose, that is fully welded for strength and durability
- **High-Efficiency Burners:** Powerful 30,000 BTU each burner features a lift-off removable 30.5 cm x 30.5 cm (12 in x 12 in) cast iron grate for easy cleaning
- **Easy Ignition:** Each burner includes an individual standing pilot and control knob for quick and reliable ignition
- **Removable Cast Iron Grill Grates:** Easily lift off for cleaning or to access burner for maintenance
- **Easy Cleaning:** A removable drip tray simplifies maintenance and keeps the cooking area clean
- **Adjustable Legs:** 10.1 cm–12.7 cm (4 in–5 in) heavy-duty steel legs with adjustable feet, offers stability and adaptability, ensuring a secure and level setup on any surface
- **Versatile Gas Compatibility:** Ships ready for natural gas use but can be easily converted to liquid propane in the field with included parts

## GAS

NHP\*N: Natural Gas Field convertible to Liquid Propane with included components ¾" gas connection

Minimum supply pressure:

4" W.C. for Natural Gas

10" W.C. for Liquid Propane

## WARRANTY

2-year parts & labour

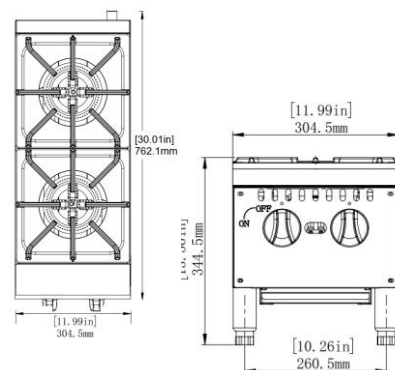
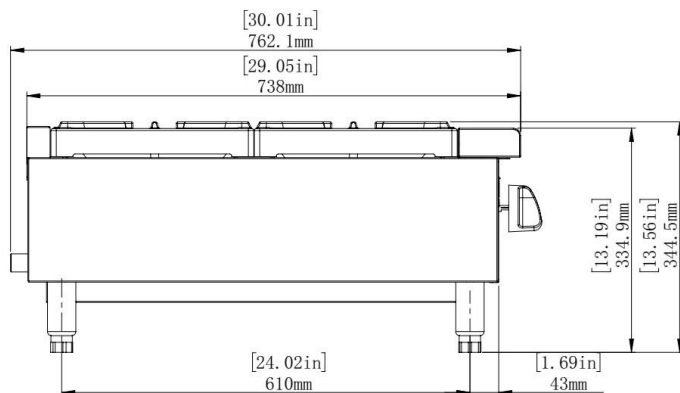
NORIOTA Ltd

www.noriota.ca | support@noriota.ca | 1-877-NORIOTA

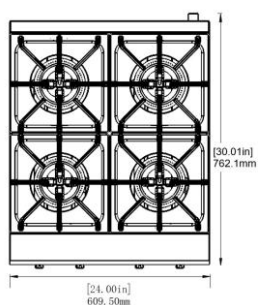
January 2026

# NORIOTA

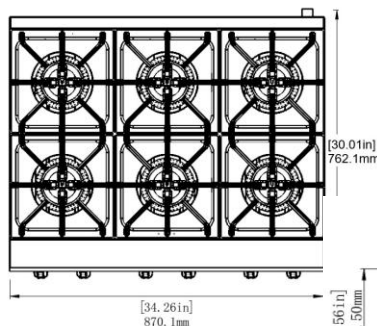
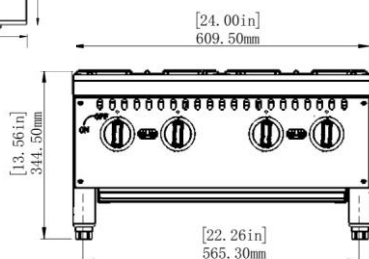
## GAS HOT PLATES



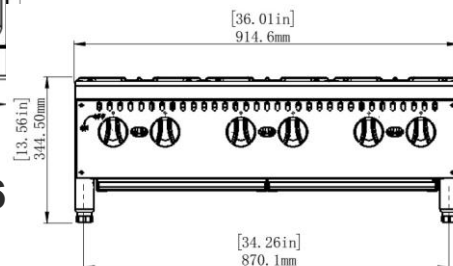
**NHP12**



**NHP24**



**NHP36**



	NHP12	NHP24	NHP36
<b>BTU</b>	60,000	120,000	180,000
<b># of Burners</b>	2	4	6
<b>Grate Size</b>	30.5 x 30.5 cm 12 x 12 in		
<b>Cooking Surface</b>	Cast Iron Grates and Burners, Removable		
<b>Temperature Control</b>	Manual		
<b>Ignition</b>	Standing Pilot		
<b>Removable Drip Tray</b>	Yes, Stainless Steel		
<b>Legs</b>	Adjustable 10 - 12.7 cm (4 - 5 in) Stainless Steel		
<b>Unit Dimensions (W x D x H)</b>	30.45 x 76.2 x 34.45 cm 12 x 30 x 10.3 in	60.95 x 76.2 x 34.45 cm 24 x 30 x 10.3 in	91.46 x 76.2 x 34.45 cm 36 x 30 x 10.3 in
<b>Unit Weight</b>	29.5 kg (65 lb)	51 kg (112.4 lb)	77 kg (169.8 lb)
<b>Shipping Dimensions (W x D x H)</b>	45 x 87.5 x 41.5 cm 17.7 x 34.5 x 16.3 in	74 x 89 x 41.5 cm 29.1 x 35 x 16.3 in	105 x 91 x 41.5 cm 41.3 x 35.8 x 16.3 in
<b>Shipping Weight</b>	43 kg (94.8 lb)	70.5 kg (155.5 lb)	100.5 kg (221.6 lb)

### Includes

(4) adjustable legs, (1) gas conversion kit