

N O R I O T A

BUILT IN SERIES – Zero Clearance Design
Stainless Steel Door Easily Converts to Overlay Panel Ready



Shown with custom wood overlay panel (not included)

NUBC24OPSS

Cabinet

Cabinet Finish	Stainless Steel
Door Style	Swing, right hinged (field reversible to left hinged)
Door Panel	UV resistant double pane glass with stainless steel frame, can be removed for installation of custom 19 mm (3/4 in) wood panel
Handle	1.9 cm (3/4 in) Diameter stainless steel
Hinge	Stainless steel with built-in door close assist to ensure door closure
Maximum Door Opening	135°, door and handle will not hit adjacent cabinetry
Interior Colour	Black
Interior Light	3 Colour LED : white / blue / amber
Door Gasket	Black, magnetic and replaceable

Electrical

Electrical Requirements	115V / 60Hz / 1Ph / 15A
Voltage Range	104V – 127V
Rated Current	1.1A
Power Consumption per Year	306 Kw
Power Cord Length	180 cm (72 in)
Plug Type	NEMA5-15P

Warranty

5-year compressor (parts only), 1-year parts & labour

FEATURES & BENEFITS

- **UV Resistant Double Pane Glass With Stainless Steel Frame or Overlay Panel Ready:** Allows for custom 1.9 cm (3/4 in) panel overlays, giving you the flexibility to match your cabinetry or use the included stainless steel door
- **Rated for Outdoor Use:** Upgraded components and full stainless steel exterior that looks great with exceptional performance both indoors and outdoors
- **Zero-Clearance Design:** Achieves seamless, flush integration into any built-in setting, ensuring a clean, custom look
- **Insulated Glass Door with UV Protection:** elegantly displays the contents inside while protecting from UV exposure
- **Convenient Slide Out Shelving:** 2 glass shelves and 1 wine rack with stainless steel front trim extend out, giving you quick access to your favorite beverages
- **Advanced Controller and Internal LED:** Actively manages the refrigeration process, switch between 3 colors of lighting

INDOOR / OUTDOOR GLASS DOOR BEVERAGE CENTER - 24 IN

Product Details

Unit Capacity	156 L (5.5 CuFt)
Cans (12 oz) Capacity	173
Bottles (12 oz) Capacity	105
Wine Bottles (750ml) Capacity	8
Slide Out Glass Shelves	2
Slide Out Wine Rack	1 (Each holds 8 bottles)
Controls	Advanced diagnostic digital LED controller with alert functions
Sabbath Mode	Yes
Refrigerant	R600a

Installation

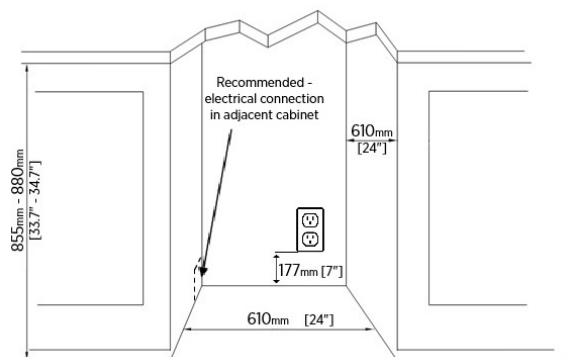
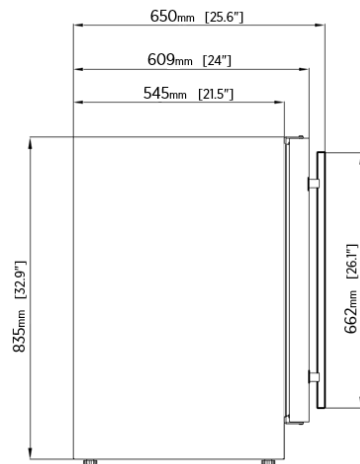
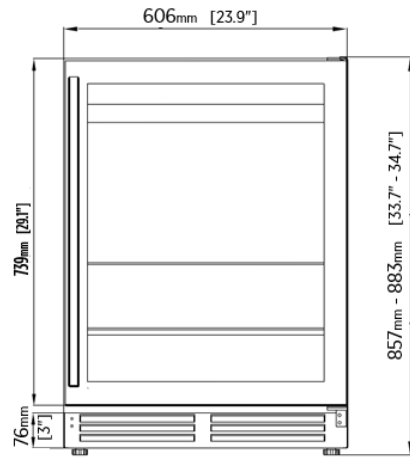
Installation Type	Built-in or Freestanding
Anti-Tip Bracket	Built-in – recommended Freestanding – required
Built-In Installation Type	Inset, frameless - Overlay and framed cabinet styles
Ventilation	Front breathing - No additional clearance required around the sides or rear
Temperature Setting Range	1 °C-18 °C (34 °F-65 °F)
Ambient Operating Range	10 °C-43 °C (50 °F-110 °F)
Defrost Type	Automatic

Dimensions

Unit Dimensions (Including Feet and Hinge)	60.6 x 64.9 x 85.5-88 cm (23.9 x 25.6 x 33.6-34.6 in)
Net Weight	50 kg (110 lb)
Toe Kick Dimensions	7.6 cm (3 in)
Adjustable Leveling Feet	1.6-4.2 cm (0.6-1.7 in)
Shipping Dimensions	69 x 73.3 x 95 cm (27.1 x 28.9 x 37.4 in)
Shipping Weight	67 kg (147 lb)
Cut-Out Dimensions	61 x 61 x 85.5-88 cm (24 x 24 x 33.7-34.7 in)

Accessories Included

Anti-tip brackets



NORIOTA