

N O R I O T A

BUILT IN SERIES – Zero Clearance Design
Stainless Steel Drawers Easily Convert to Overlay Panel Ready



Shown with custom wood overlay panel (not included)

NUR24DOPSS

Cabinet

Cabinet Finish	Stainless Steel
Door Style	Full extension sliding drawers
Drawer Front	Stainless steel, can be removed for installation of custom 19 mm (3/4 in) wood panel
Handle	1.9 cm (3/4 in) Diameter stainless steel
Interior Colour	Black
Interior Light	3 Colour LED: white / blue / amber
Drawer Gasket	Black, magnetic and replaceable
Door Closing Assistant	Yes

Electrical

Electrical Requirements	115V / 60Hz / 1Ph / 15A
Voltage Range	104V – 127V
Rated Current	1.1A
Power Consumption per Year	256 kW
Power Cord Length	180 cm (72 in)
Plug Type	NEMA5-15P

Warranty

5-year compressor (parts only), 1-year parts & labour

FEATURES & BENEFITS

- **Drawers are Both Stainless Steel or Overlay Panel Ready:** Allows for custom 1.9 cm (3/4 in) panel overlays, giving you the flexibility to match your cabinetry or use the included stainless steel drawer panels
- **Rated for Outdoor Use:** Upgraded components and full stainless steel exterior that looks great with exceptional performance both indoors and outdoors
- **Zero-Clearance Design:** Achieves seamless, flush integration into any built-in setting, ensuring a clean, custom look
- **Full Extension Drawers with Soft Close:** both drawers feature all stainless steel construction with adjustable divider for top drawer; soft close with quiet ball bearing glides
- **Adjustable Drawer Divider:** segregates the top drawer in to 4 sections and can be easily adjusted to suit your needs
- **Advanced Controller and Internal LED:** Actively manages the refrigeration process, switch between 3 colors of lighting

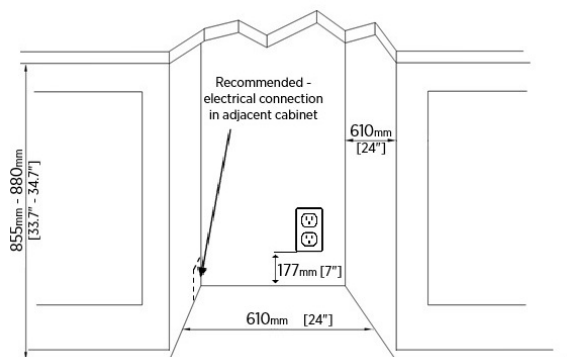
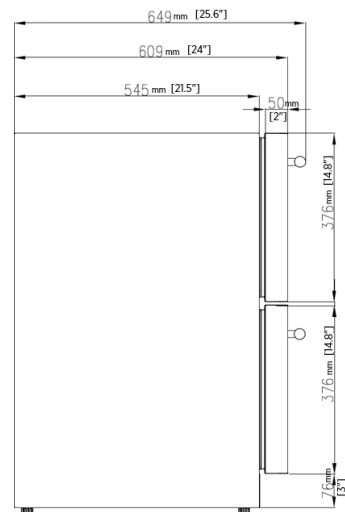
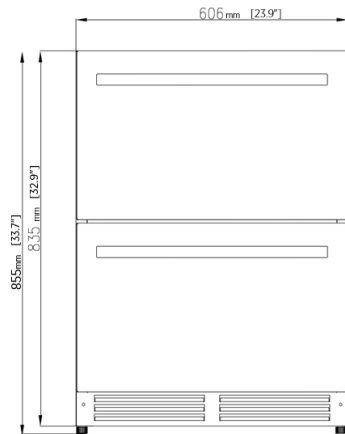
INDOOR / OUTDOOR DRAWER REFRIGERATOR - 24 IN

Product Details	
Unit Capacity	156 L (5.5 CuFt)
Drawers	2 Full extension and soft-closing drawers with ball-bearing glides, built-in drawer close assist to ensure drawer closure
Drawer Divider	1, adjustable
Cans (12 oz) Capacity	182
Bottles (12 oz) Capacity	101
Controls	Advanced diagnostic digital LED controller with alert functions
Sabbath Mode	Yes
Refrigerant	R600a

Installation	
Installation Type	Built-in or Freestanding
Anti-Tip Bracket	Built-in – recommended Freestanding – required
Built-In Installation Type	Inset, frameless - Overlay and framed cabinet styles
Ventilation	Front breathing - No additional clearance required around the sides or rear.
Temperature Setting Range	1 °C - 18 °C (34 °F - 65 °F)
Ambient Operating Range	10 °C - 43 °C (50 °F - 110 °F)
Defrost Type	Automatic

Dimensions	
Unit Dimensions (Including Feet and Hinge)	60.6 x 64.9 x 85.5-88 cm (23.9 x 25.6 x 33.6-34.6 in)
Net Weight	50 kg (110 lb)
Toe Kick Dimensions	7.6 cm (3 in)
Adjustable Leveling Feet	1.6-4.2 cm (0.6-1.7 in)
Shipping Dimensions	69 x 73.3 x 95 cm (27.1 x 28.9 x 37.4 in)
Shipping Weight	59 kg (130 lb)
Cut-Out Dimensions	61 x 61 x 86.4 cm (24 x 24 x 34 in)

Accessories Included	
Anti-tip brackets	



NORIOTA