

N O R I O T A

BUILT IN SERIES – Zero Clearance Design
Stainless Steel Drawers Easily Convert to Overlay Panel Ready



Shown with custom wood overlay panel (not included)

NUR24OPSS

Cabinet

Cabinet Finish	Stainless steel
Door Style	Swing, right hinged (field reversible to left hinged)
Door Panel	Stainless steel, can be removed for installation of custom 19 mm (3/4 in) wood panel
Handle	1.9 cm (3/4 in) Diameter stainless steel
Hinge	Stainless steel with built-in door close assist to ensure door closure
Maximum Door Opening	135°, door and handle will not hit adjacent cabinetry
Interior Colour	Black
Interior Light	3 Colour LED : white / blue / amber
Door Gasket	Black, magnetic and replaceable

Electrical

Electrical Requirements	115V/60Hz / 1Ph / 15A
Voltage Range	104V – 127V
Rated Current	1.1A
Power Consumption per Year	259 kW
Power Cord Length	180 cm (72 in)
Plug Type	NEMA5-15P

Warranty

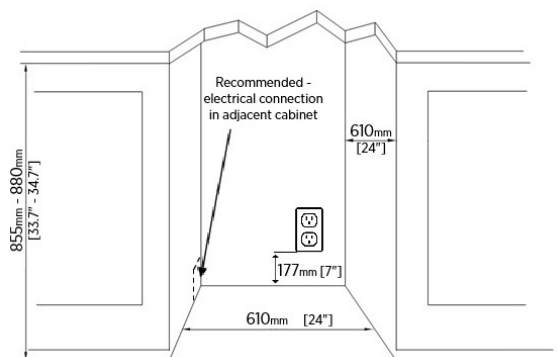
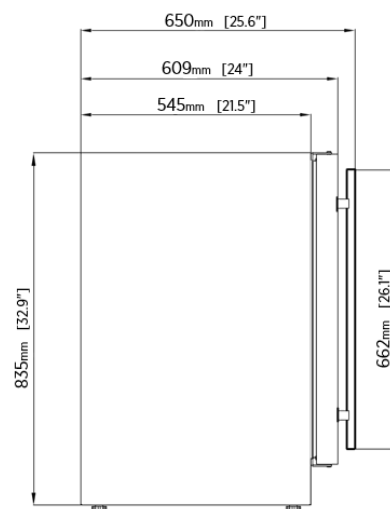
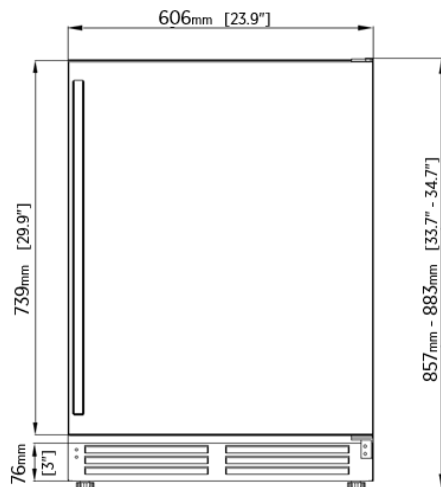
5-year compressor (parts only), 1-year parts & labour

FEATURES & BENEFITS

- **Door is Both Stainless Steel or Overlay Panel Ready:** Allows for custom 1.9 cm (3/4 in) panel overlays, giving you the flexibility to match your cabinetry or use the included stainless steel door
- **Rated for Outdoor Use:** Upgraded components and full stainless steel exterior that looks great with exceptional performance both indoors and outdoors
- **Zero-Clearance Design:** Achieves seamless, flush integration into any built-in setting, ensuring a clean, custom look
- **Large 156 Liter (5.5 CuFt) Capacity:** enough room to store a wide variety of food and drinks so you are ready no matter what the situation calls for
- **Convenient Slide Out Shelving:** 3 glass shelves with stainless steel front trim extend out, giving you quick access to your favorite food and beverages
- **Advanced Controller and Internal LED:** Actively manages the refrigeration process, switch between 3 colors of lighting

INDOOR / OUTDOOR SOLID DOOR REFRIGERATOR - 24 IN

Product Details	
Unit Capacity	156 L (5.5 CuFt)
Cans (12 oz) Capacity	219
Bottle (12 oz) Capacity	113
Slide-Out Glass Shelves	3
Controls	Advanced diagnostic digital LED controller with alert functions
Sabbath Mode	Yes
Refrigerant	R600a
Installation	
Installation Type	Built-in or Freestanding
Anti-Tip Bracket	Built-in – recommended Freestanding – required
Built-In Installation Type	Inset, frameless - Overlay and framed cabinet styles
Ventilation	Front breathing - No additional clearance required around the sides or rear
Temperature Setting Range	1°C-18°C (34°F-65°F)
Ambient Operating Range	10°C-43°C (50°F-110°F)
Defrost Type	Automatic
Dimensions	
Unit Dimensions (Including Feet and Hinge)	60.6 x 65 x 85.5-88 cm (24 x 25.6 x 33.6-34.6 in)
Net Weight	54 kg (119 lb)
Toe Kick Dimensions	7.6 cm (3 in)
Adjustable Leveling Feet	1.6-4.2 cm (0.6-1.7 in)
Shipping Dimensions	69 x 73.3 x 95 cm (27.1 x 28.9 x 37.4 in)
Shipping Weight	62 kg (136 lb)
Cut-Out Dimensions	61 x 61 x 85.5-88 cm (24 x 24 x 33.7-34.7 in)
Accessories Included	
Anti-tip brackets	



NORIOTA